





# LNER Class Y6, 0-4-0 Tram Loco



I have tried to reproduce these photos as close to scale size as I can so that you can use them as a reference for positioning of parts during construction.



### Livery and Numbering

**G.E.R.** Coach brown upper body work. Roof grey. Side plates & skirts, loco blue with top panel lined red and lettered GER. Buffer beams red or blue with loco number on buffer beam and cowcatchers black. Number plates background red with polished brass raised numerals and rim. Inside bodywork buff/light tan. Boiler etc black.

**G.E.R.** Austerity livery introduced during world war one, upper bodywork coaching stock red. Side plates and skirts loco grey (probably cowcatchers also in grey but possibly black). Lettering and numbering on side skirts in yellow. Buffer beams red or grey.

Transfers for GER lettering are produced by Guilplates, 32 Wodland Avenue, Guildford, Surrey, GU2 4JZ, Tel 01483 565980. I have included some basic number plates on the main etch but they are not going to be of the quality achievable by the specialist plate producers. So you may wish to get a set from Guilplates (they list plates for No126).

**L.N.E.R. & B.R.** Upper Bodywork LNER coaching stock brown teak (this is not varnished teak but a brown paint used on secondary vehicles). Roof grey. Side plates and skirts black. Buffer beams red. Inside bodywork buff/light tan. Boiler etc black.

Transfers for LNER & BR lettering are produced by the Historical Model Railway Society (HMRS) details available from Brian Webb (*volunteer sales officer*), 8 Gilpin Green, Harpenden Herts, AL5 5NR. The full range of transfers are illustrated at, [www.hmrs.org.uk](http://www.hmrs.org.uk) along with order forms and details. You will require transfer sheet 4A, LNER yellow locomotive insignia or sheet 14, BR steam era loco & coach insignia.

**TOBY.** Body brown, roof white, skirts blue. Large number 7 in yellow on centre side panel. Beaming face fixed to centre front door panel.



## Livery and Numbering

There is much debate about what colour LNER coaching stock brown is. Now you could use a tin of number P60 from Phoenix paints and be happy in the knowledge that it said LNER coaching stock brown on the tin (Phoenix Precision Paints Ltd, P.O.Box 8235, Chelmsford, Essex, CM1 7WY, [www.phoenix-paints.co.uk](http://www.phoenix-paints.co.uk). Phoenix are also good for GER Loco blue, coach brown etc.

Or you could do as I do and use plasti-kote nut brown as recommended by Dave (The Paint) Steinle as looking about the right shade of brown to him. The plasti-kote range of fast dry enamel project paint is available from Homebase DIY stores etc, try [www.spraypaint.co.uk](http://www.spraypaint.co.uk) for stockists.

| Built | GE No | LNER No | Withdrawn | Built | GE No | LNER No | 1946 No | BR No | Withdrawn |
|-------|-------|---------|-----------|-------|-------|---------|---------|-------|-----------|
| 1883  | 130   | -       | 1909      | 1891  | 125   | 07125   | -       | -     | 1943      |
| 1883  | 132   | 7132    | 1931      | 1892  | 126   | 07126   | -       | -     | 1943      |
| 1884  | 131   | -       | 1907      | 1892  | 127   | -       | -       | -     | 1913      |
| 1885  | 128   | -       | 1913      | 1897  | 133   | 7133    | 8082    | 68082 | 5/1951    |
| 1885  | 129   | 07129   | 1933      | 1897  | 134   | 7134    | 8083    | 68083 | 11/1952   |

### Parts Identification and check list

3 X 10" length 0.45mm hard brass wire for wiper pickups and bell rope. 4 X 10" length 0.7mm brass wire for handrails etc. 2 X 10" length 0.9mm brass wire (handles etc). 1 X 10" length 1.2mm copper rod for control rods alongside boiler. 1" X 2.4mm brass rod for axle compensation.



Printed Circuit Board Strips  
For Use With Wire Wiper Pickups




Electrical Wire  
For Pickups.  
1 X 15" Black  
1 X 15" Red

4 X Machined  
Axle Bearings



6BA Brass Screws X 2  
6BA Brass Nuts X 2




1 X Cosmetic Screw  
Coupling Etch




2 X Cosmetic Screw  
Coupling Centres



2 X Buffer Beams



2 X Step Guards



1 X Rooftop  
Condensing Pipe




1 X  
Internal  
Chimney



1 X Water Gauge



6" X Fine  
Chain  
for Side  
Safety  
Couplings



4 X Buffers



2 X Brake pipes



2 X  
Brake  
Stands



1 X Roof  
Chimney Short



1 X Side Safety  
Coupling  
Hooks Etch



1 X Dome



1 X Toolbox



1 X Bell



2 X  
Tank  
Fillers



1 X Roof  
Chimney  
Tall



